



CARL SANDBURG HIGH SCHOOL

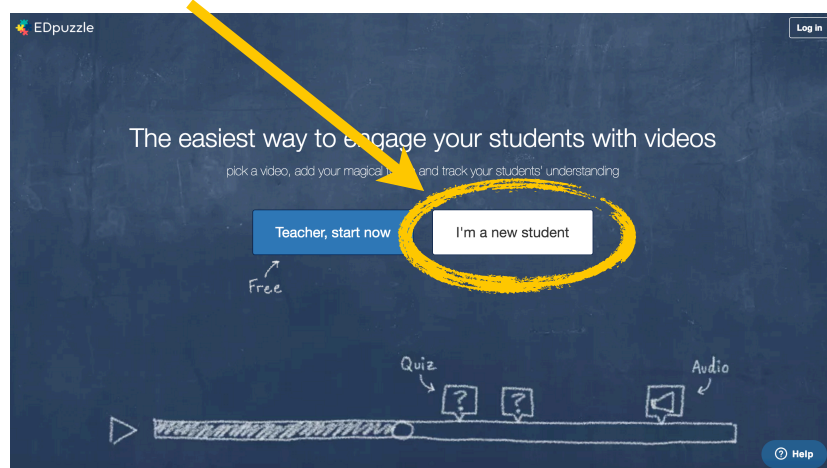
13300 S. LaGrange Road Orland Park, IL 60462 Phone: 708.671.3100 Fax: 708.361.9714 <http://sandburg.d230.org>

Pre-Prom Parent Meeting Makeup

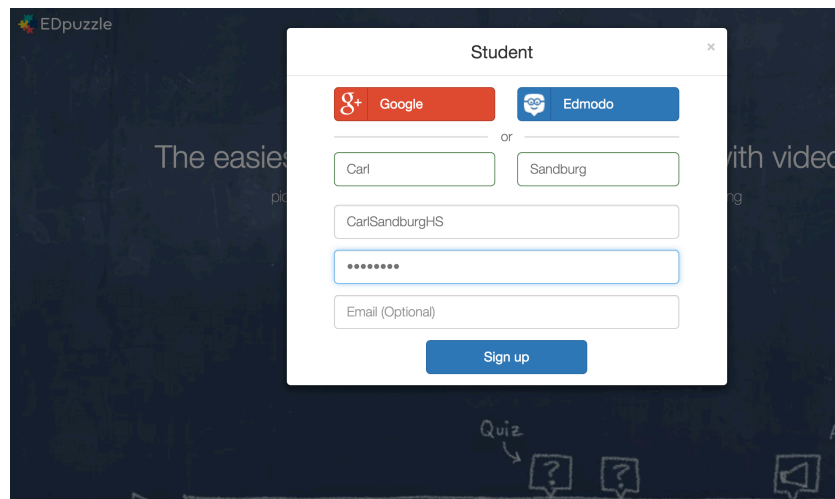
For those parents who were unable to attend the Pre-Prom Parent Meeting on Wednesday, March 20th, we have prepared an online version of that meeting that will count towards your attendance at the meeting. Please follow the instructions below to access the video.

Pre-Prom Video Viewing

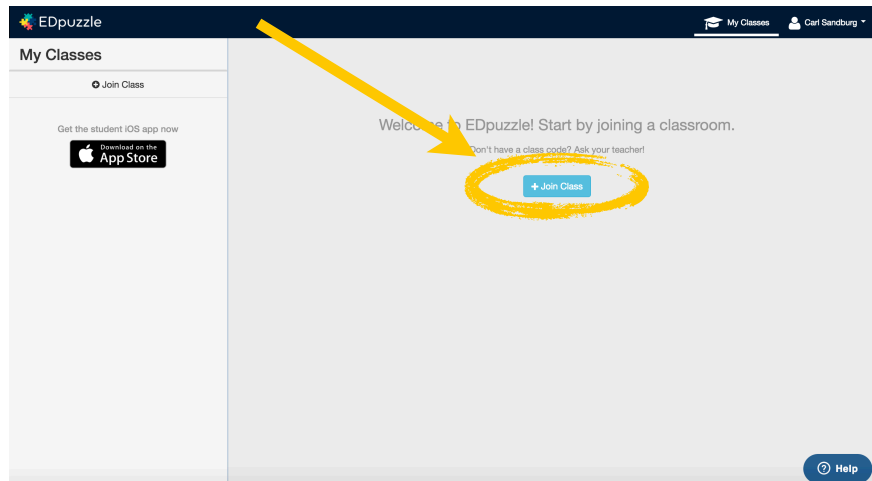
1. Go to <https://edpuzzle.com/>
2. Click on “I’m a new student”



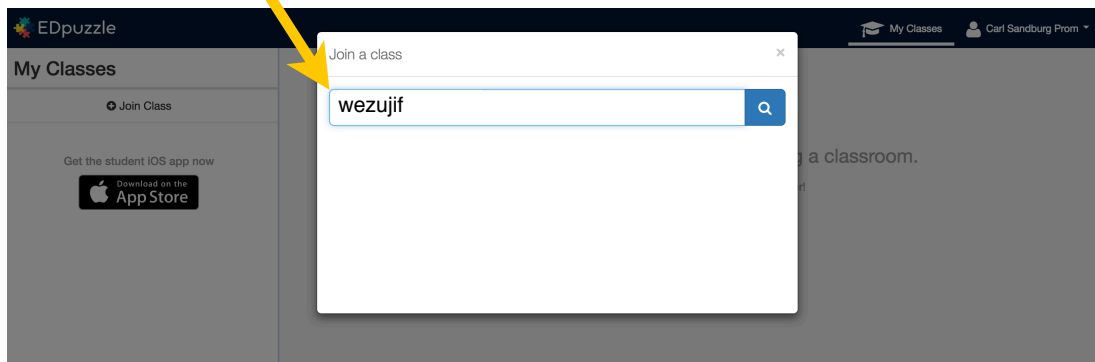
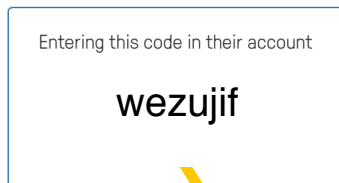
3. Sign up using your Google Plus account or set up as a new “student”



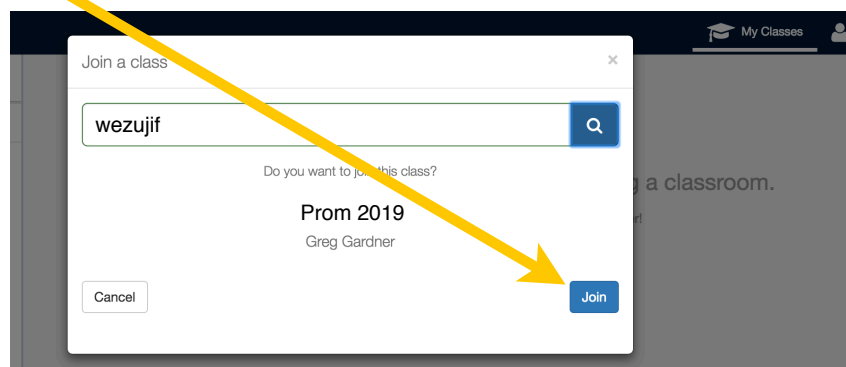
4. Click “Join a class”



5. Add the following course code: **wezujif**



6. Select “Join” the Prom 2019 class



7. Select "Start" on Sandburg Prom Parent Meeting 2018 Video

The screenshot shows the EDpuzzle interface. At the top, there's a navigation bar with 'EDpuzzle' logo, 'My Classes', and 'Carl Sandburg Prom'. Below this, the 'My Classes' section is visible on the left, showing 'Prom 2019' by Greg Gardner with a 'Join Class' button. The main content area shows the class 'Prom 2019' with a 'class code: wezujif'. Under the 'Due Soon' section, there's an assignment table with one entry: 'Sandburg Prom Parent Meeting 2019'. The table columns are 'Assignment', 'Due Date', and 'Status'. The 'Status' column shows '0%', '0/7', and '0/100'. A yellow arrow points to a 'Start video' button with a tooltip that says 'Click here to start!'. There are also 'Upcoming' and 'No archived assignments' sections, and a 'Help' button at the bottom right.

8. Watch video and answer questions.

**Make sure to add your child's name and ID# to the last question to confirm viewing.*

The screenshot shows a video player interface. At the top, there's a navigation bar with 'EDpuzzle' logo, 'My Classes', and 'Carl Sandburg Prom'. Below this, there's a 'Back' button and the title 'Sandburg Prom Parent Meeting 2019'. The video player shows a large crowd of people in a gymnasium. The video player controls at the bottom include a play button, a progress bar, and a 'YouTube' logo. A yellow arrow points to the play button.

Click here to start playing video